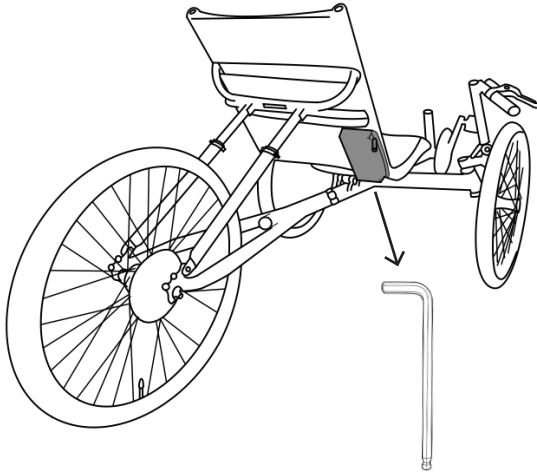


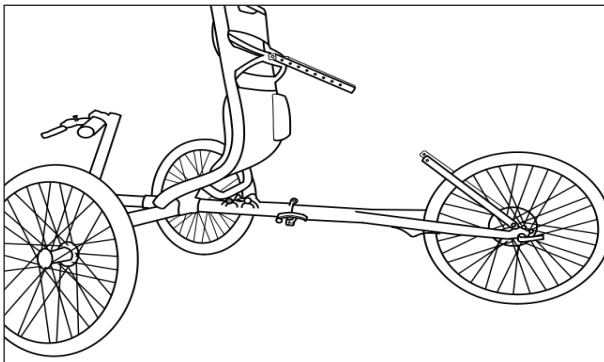
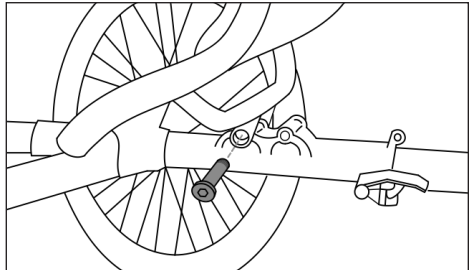
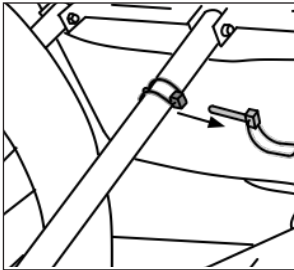
## Traveler Folding Guide

**1**

Remove the 8mm allen wrench from the seat pocket.


**2**

Remove locking seat stay pins. Remove the fixed seat bolt using 8mm allen wrench. Remove seat.

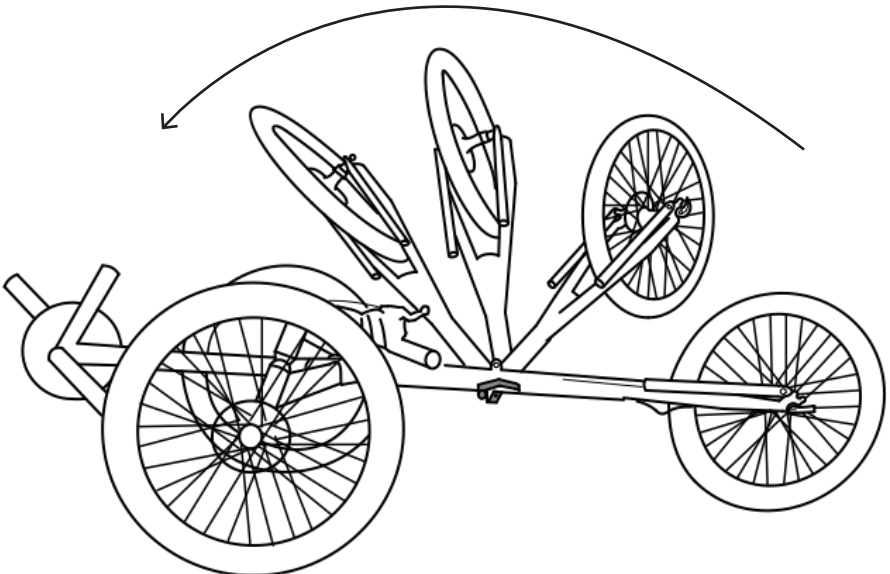


**3**

Loosen the quick release levers on both handlebars and fold them as shown.


**4**

Loosen mainframe hinge. Fold rear wheel forward toward the boom. Use caution to protect the hinge/frame from hitting the ground.



5

Enjoy the easy transportation of the Traveler!  
For even more compact transportation, remove the front wheels using 8mm allen wrench. Note the left rapid axle is reverse threaded.



4460 40th St. SE | Grand Rapids, MI 49512

800.945.9910 | [www.TerraTrike.com](http://www.TerraTrike.com)